



# HATE CRIMES

2022

Suffolk County Police Department

---

Copyright 2023 by the Suffolk County Police Department  
30 Yaphank Avenue, Yaphank, New York 11980  
Prepared by the Office of the Police Commissioner

**SCPD Hate Crimes Report for 2022**

“Hate crimes do more than threaten the safety and welfare of all citizens. They inflict on victims incalculable physical and emotional damage and tear at the very fabric of free society.

Legislative findings, NY PENAL LAW §485.00<sup>1</sup>

## **The SCPD Hate Crimes Unit**

The Suffolk County Police Department places the highest priority on preventing, detecting, solving and prosecuting Hate Crimes.<sup>2</sup> The Department’s Hate Crimes Unit (HCU) investigates all Hate Crimes and Hate Incidents according to a policy which governs all aspects of the unit’s responsibilities and also includes rigorous oversight and auditing protocols.<sup>3</sup>

In addition to its primary responsibility of handling Hate Crimes, the HCU also provides on-site instruction to Department personnel at the Police Academy in the Recruit Training, Criminal Investigation and Supervision courses. HCU detectives also consult with the Academy staff responsible for delivering Hate Crimes training to all In-Service personnel. The central theme of all Hate Crimes training is the need for members of the Department to identify and report all incidents that appear to contain any “hate element”, and to notify the HCU in all such circumstances. Members of the HCU also provide training outside the Department at a host of community events and programs where they stress that timely reporting of incidents is essential to the preservation of evidence and identification of witnesses.

## **Hate Crimes Reporting**

The SCPD reports data on Hate Crimes to the New York State Division of Justice Services (DCJS) on a monthly basis within the parameters established by DCJS. That data is then reported to the F.B.I. by DCJS on an annual basis. To ensure consistency of reporting, SCPD adopts the same categories used by DCJS in describing the hate motivation of a particular crime. SCPD also tracks Hate Incidents which extend beyond the DCJS categories, such as motivations which target multiple demographics simultaneously.

“Hate Crimes” include all New York State Penal Law offenses listed in §485.05 and the offenses of Aggravated Harassment in the first degree, Harassment in the first degree and certain subsections of Aggravated Harassment in the second degree. “Hate Incidents” are those cases, criminal or not, which involve a hate motivation, but not an offense on the §485.05 list.

---

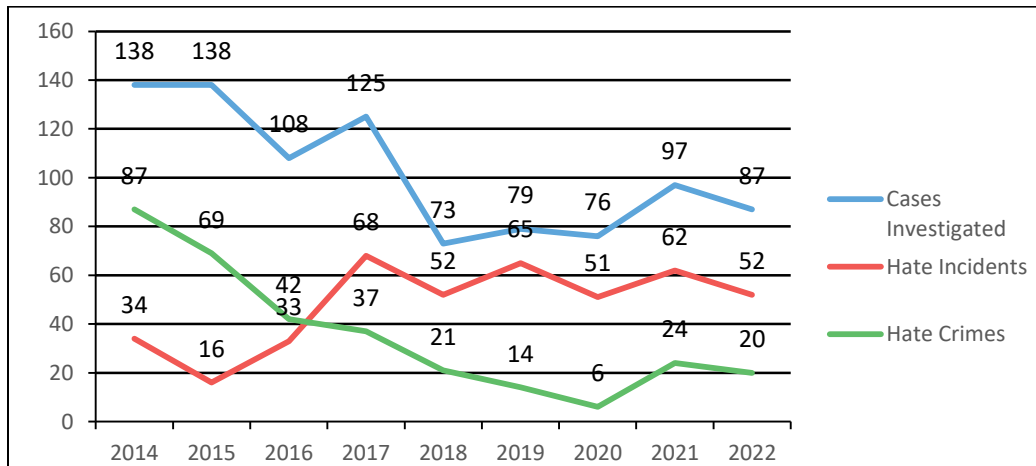
<sup>1</sup> New York State’s Hate Crimes law is codified in Article 485 of the Penal Law and enhances penalties for existing crimes in which the offender selects a victim because of their race, color, national origin, ancestry, gender, gender identity or expression, religion, religious practice, age, disability or sexual orientation.

<sup>2</sup> The U.S. DOJ has found SCPD hate crimes operations in Substantial Compliance with all the terms of the 2014 Settlement Agreement since October of 2018.

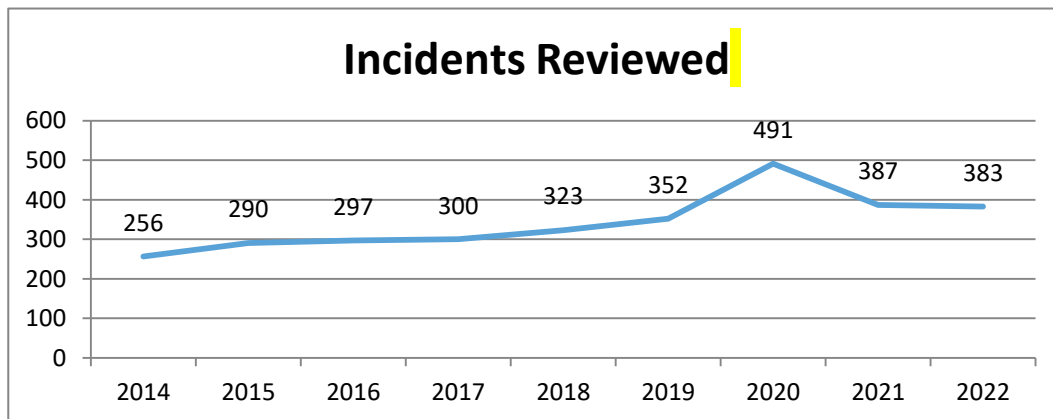
<sup>3</sup> Policy & Procedure Section 319 “Hate Crimes and Incidents”.

## 2022 Hate Crimes Data and Visualizations:

In 2022 Hate Crimes detectives investigated a total of 87 cases. Twenty of those cases were ultimately categorized as Hate Crimes. Fifty-two which did not meet the statutory criteria of Hate Crimes were categorized as Hate Incidents. The remaining 15 cases were found to contain no hate motivation.

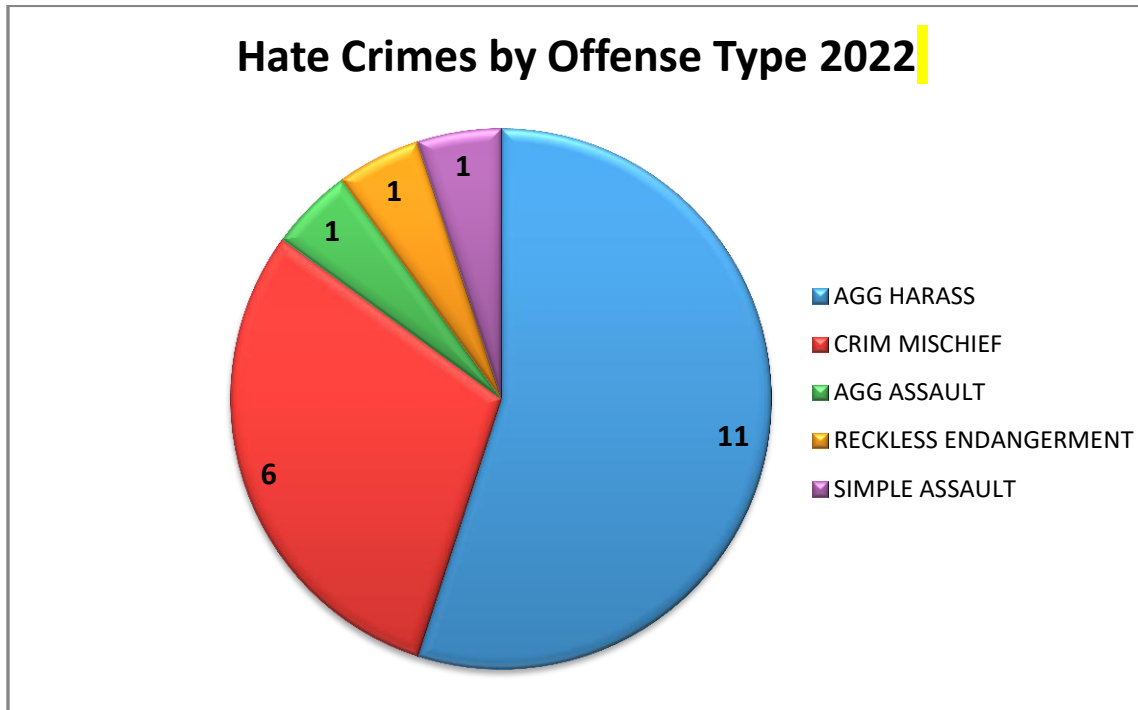


In addition to these cases, Hate Crimes detectives also reviewed 387 additional incidents that were handled by other commands to make sure no elements of hate motivation were overlooked.

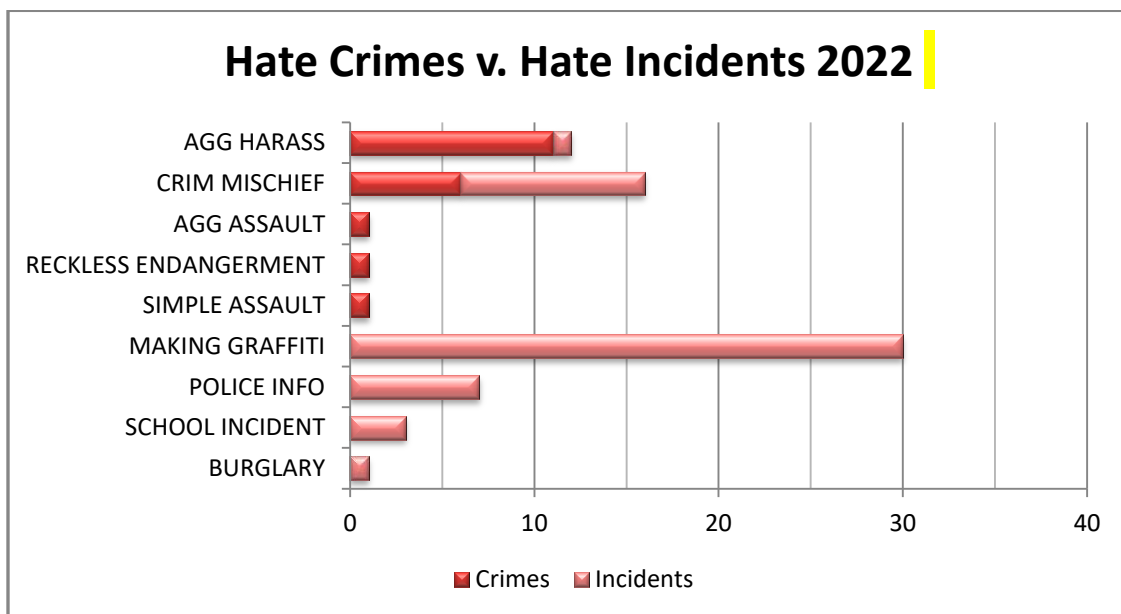


	2014	2015	2016	2017	2018	2019	2020	2021	2022
Calls Reviewed	256	290	297	300	323	352	491	387	383
Calls Investigated by Hate Crimes	138	138	108	125	73	79	76	97	87
Hate Incidents	34	16	33	68	52	65	51	62	52
Hate Crimes	87	69	42	37	21	14	6	24	20
% Cases as DCJS Reportable Hate Crime	63.0%	50.0%	38.9%	29.6%	28.8%	17.7%	7.9%	24.7%	23.0%

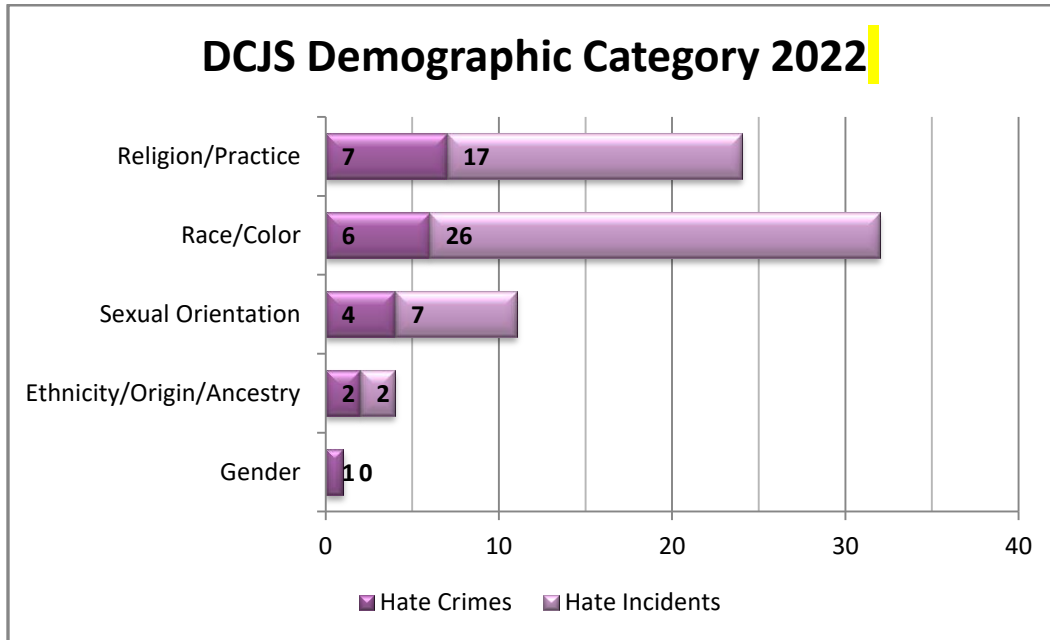
The most common Hate Crime in 2022 was Aggravated Harassment.



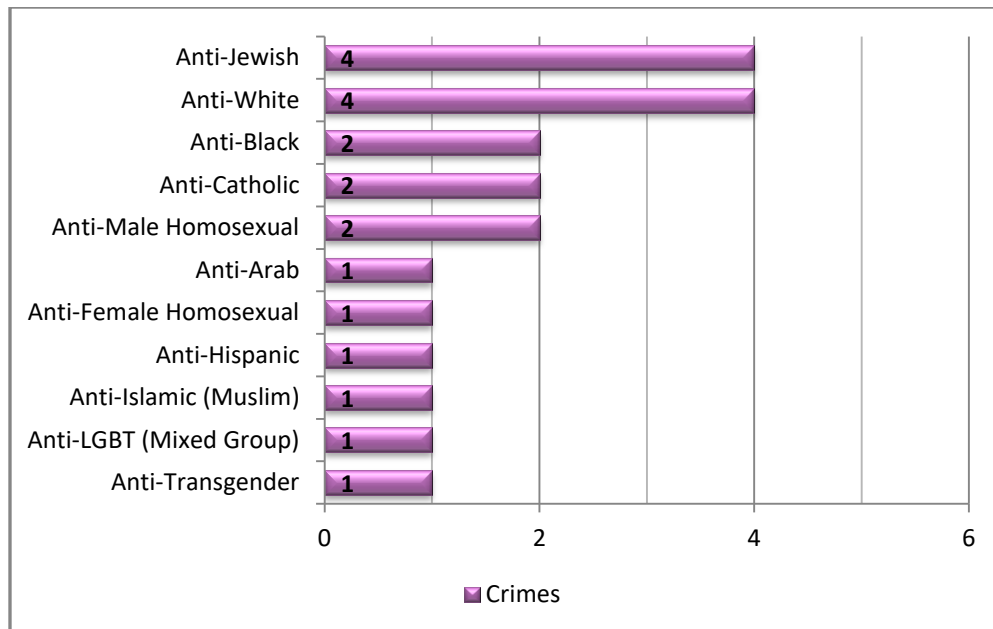
The most common Hate Incident in 2022 was Making Graffiti.



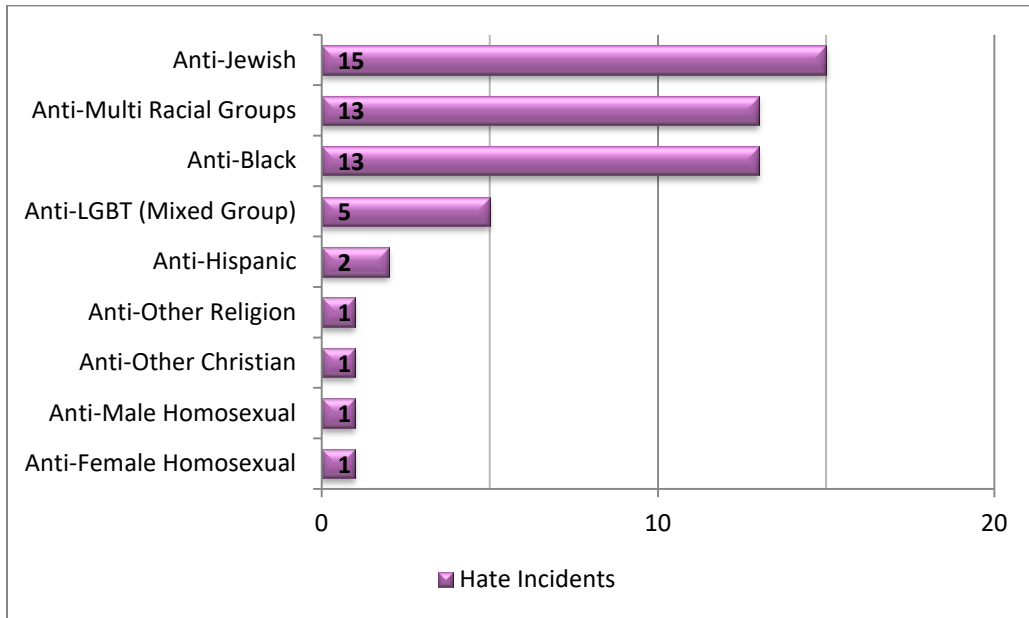
The most frequently targeted demographics for both Hate Crimes and Hate Incidents in 2022 were Religion and Race/Color.



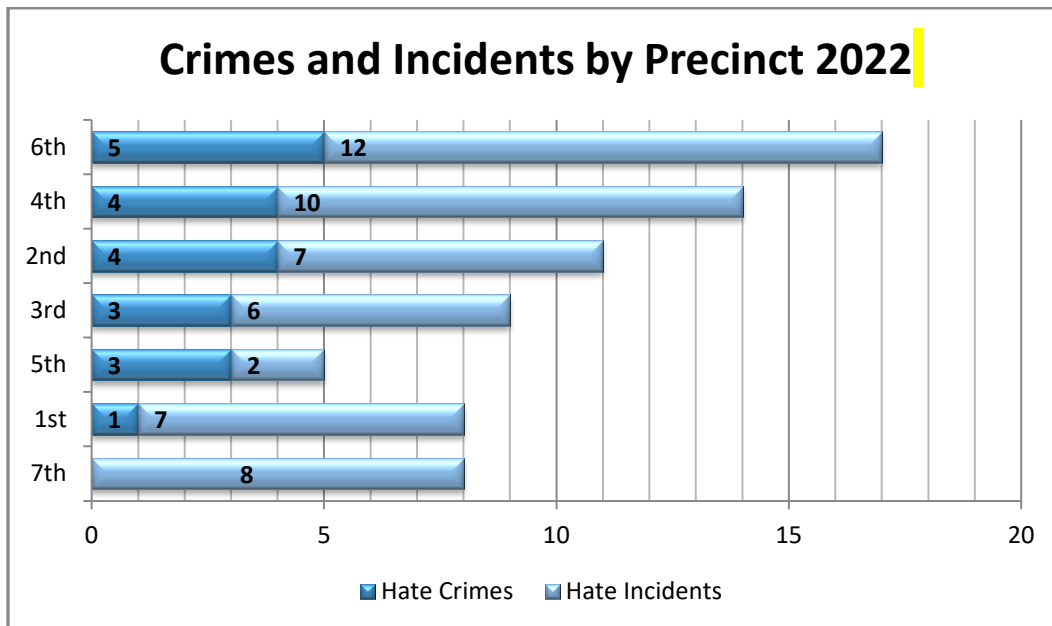
Anti-White and Anti-Jewish were the most common Hate Crimes in 2022.



Anti-Jewish was the most prevalent motivation for Hate Incidents in 2022, followed by Anti-Black and Anti-Multiple Race.



Geographic distribution was highest overall in two north shore precincts, and the 6<sup>th</sup> Precinct experienced the most Hate Crimes by a slight margin.



## Patterns and Trends

No notable patterns of Hate Crimes emerged in 2022. Reported Hate Crimes and Incidents trended 16% lower in 2022 from 2021.

